



# CFAS and CFAE

One Way Cassette Fan Coil Unit

TECHNICAL LEAFLET

# CFAS

## One Way Cassette Fan Coil Unit with Asynchronous Motor



The **CFAS** one way Cassette fan coil units are available in **3 sizes**.

Thanks to the particular air handling section, the units generate an airflow **with a “coanda” effect**.

The unit is suitable for installation in a suspended ceiling.

Air intake is from the bottom while the air supply is parallel to the ceiling, through practical and functional intake and outlet grids.

The “coanda” effect creates **excellent circulation of the air** inside the room.



Every unit can be supplied with 1 coil (2 pipe system) and possibly an electric heating element, or with 2 coils (4 pipe system) with one or two rows heating coil, for low temperature hot water.

**Fresh air may be mixed** with room air.

A **condensate pump** may also be supplied as an accessory.

**Casing:** made from 1 mm galvanized steel insulated with 6 mm polyolefin (PO) foam (B-s2-d0 EN 13501-1).

**Diffuser with intake grid:** in prepainted metal sheet in RAL 9003 colour with intake grid that can be opened for inspection and maintenance of the air filter.

**Air filter:** polypropylene cellular fabric regenerating filter.

**Fan assembly:** the fans have aluminium or plastic blades directly keyed on the motor with double aspiration and they are dynamically and statically balanced during manufacture in order to have an extremely quiet operation.

**Electric motor:** the motor is wired for single phase and has **six speeds, three of which are connected**, with capacitor. The motor is fitted on sealed for life bearings and is secured on anti-vibration and self-lubricating mountings. Internal thermal protection with automatic reset, protection IP 20, class B.

**Coil:** it is manufactured from drawn copper tube and the aluminium fins are mechanically bonded onto the tube by an expansion process.

The coil has two 1/2 inch BSP internal connections and 1/8 inch BSP air vent and drain.

The coil is not suitable for use in corrosive atmosphere or in environments where aluminium may be subject to corrosion.

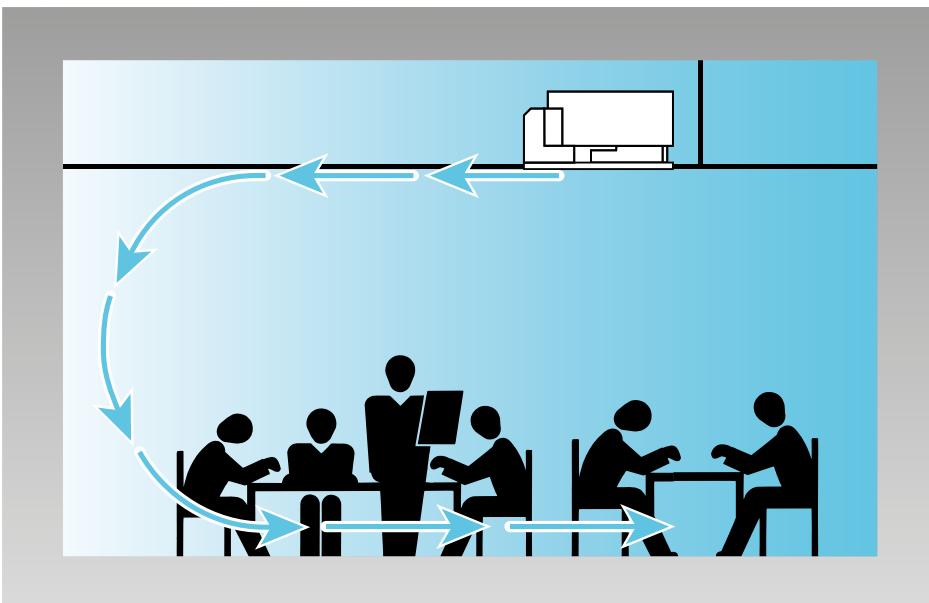
**The connection side cannot be changed on site.**

**Condensate collection tray:** made from plastic with an "L"-shape fitted on the inner casing; the tray is insulated with 3 mm polyolefin (PO) foam (B-s2-d0 EN 13501-1).

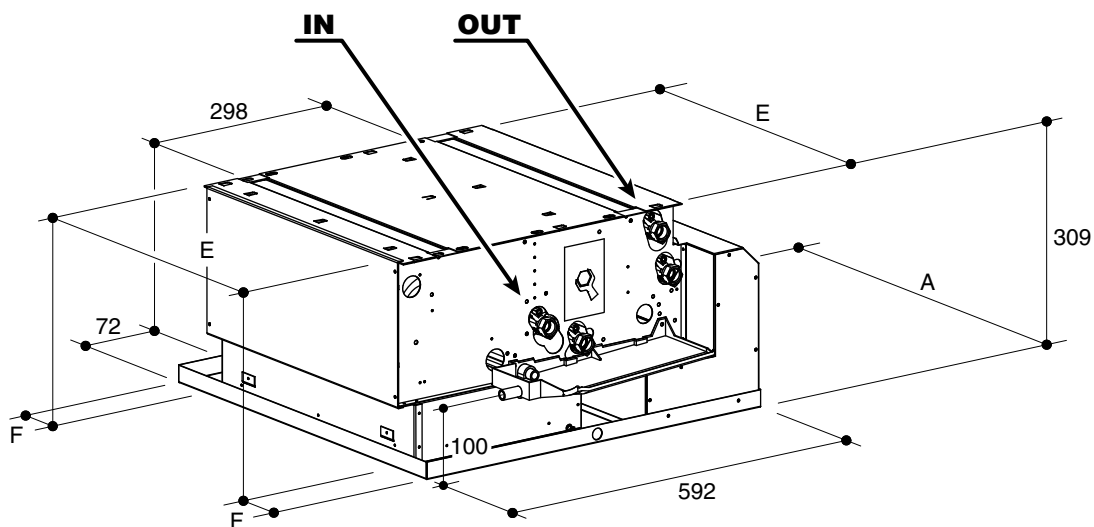
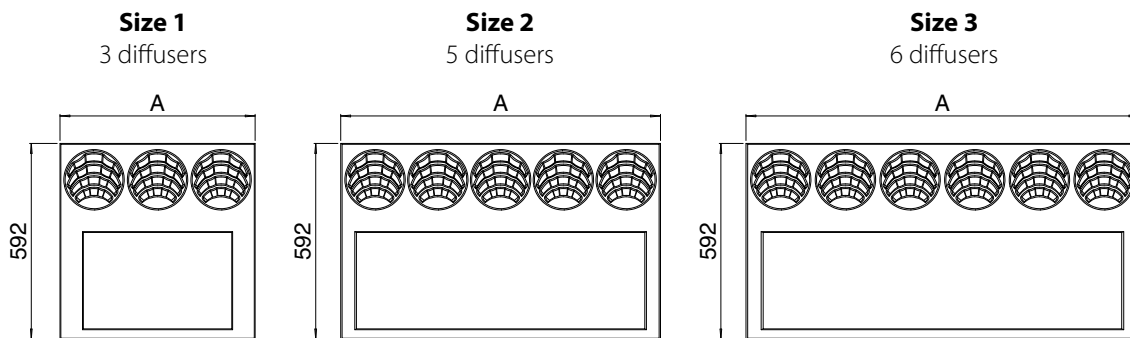
The outside diameter of the condensate discharge pipe is 15 mm

**Round diffuser:** the units are supplied with round diffusers suitably designed to generate an airflow with "coanda" effect.

**The direction of diffuser air flow can be adjusted on the construction site.**



The "coanda" effect creates excellent circulation of the air inside the room.



**Dimension (mm)**

Model	1	2	3
<b>A</b>	592	970	1192
<b>E</b>	454	884	1099
<b>F</b>	78,0	43,0	46,5
<b>W</b>	750	1130	1350

**Weight (kg)**

Model	Weight with packaging			Weight without packaging		
	1	2	3	1	2	3
<b>3</b>	18	34	44	16	33	42
<b>3+1</b>	20	40	51	19	38	48
<b>3+2</b>	23	46	58	22	43	54
<b>4</b>	20	37	48	18	35	45
<b>4+1</b>	23	42	54	21	40	51

**Water content (litres)**

Model	1	2	3
<b>3</b>	0,6	1,3	1,7
<b>4</b>	0,8	1,7	2,4
<b>+1</b>	0,2	0,4	0,5
<b>+2</b>	0,4	0,8	1,0

CFAS

## Units with 3 and 4 row coil

**2 pipe units.** The following standard rating conditions are used:

**COOLING (summer mode)**

**Entering air temperature:** +27 °C d.b. +19 °C w.b.  
**Water temperature:** +7 °C E.W.T. +12 °C L.W.T.

**HEATING (winter mode)**

**Entering air temperature:** +20 °C  
**Water temperature:** +45 °C E.W.T. +40 °C L.W.T.

Model	CFAS 13						CFAS 23						CFAS 33						
	1 (E)	2 (E)	3	4	5 (E)	6	1 (E)	2 (E)	3	4 (E)	5	6	1 (E)	2	3 (E)	4 (E)	5	6	
	MIN	MED			MAX		MIN	MED		MAX			MIN		MED	MAX			
Speed																			
Air flow	m <sup>3</sup> /h	140	180	220	245	280	305	200	240	305	380	470	560	290	360	440	540	620	680
Cooling total emission (E)	kW	0,86	1,04	1,23	1,32	1,45	1,54	1,35	1,59	1,94	2,33	2,75	3,15	1,94	2,34	2,80	3,28	3,68	3,97
Cooling sensible emission (E)	kW	0,64	0,79	0,95	1,02	1,13	1,21	0,98	1,16	1,43	1,73	2,07	2,40	1,41	1,71	2,07	2,45	2,76	2,99
Heating (E)	kW	0,91	1,12	1,34	1,45	1,62	1,75	1,33	1,59	1,96	2,38	2,86	3,29	1,91	2,32	2,80	3,34	3,77	4,07
Heating - Water 70-60 °C	kW	1,84	2,26	2,71	2,94	3,29	3,54	2,68	3,20	3,95	4,79	5,77	6,64	3,85	4,67	5,65	6,73	7,61	8,20
Dp Cooling (E)	kPa	2,4	3,3	4,5	5,1	6,1	6,8	2,9	3,9	5,5	7,6	10,3	13,1	7,7	10,6	14,5	19,4	23,5	27,0
Dp Heating (E)	kPa	2,1	3,0	4,2	4,8	5,9	6,7	2,3	3,1	4,5	6,4	8,8	11,3	5,1	7,1	9,9	13,5	16,8	19,1
Fan (E)	W	16	22	32	38	49	66	24	27	34	44	57	71	27	33	42	59	72	84
Sound power (E)	dB(A)	35	41	46	49	52	55	33	36	42	48	54	57	35	41	46	52	55	57
Sound pressure (*)	dB(A)	26	32	37	40	43	46	24	27	33	39	45	48	26	32	37	43	46	48

Model	CFAS 14						CFAS 24						CFAS 34						
	1 (E)	2 (E)	3	4	5 (E)	6	1 (E)	2 (E)	3	4 (E)	5	6	1	2 (E)	3	4 (E)	5 (E)	6	
	MIN	MED			MAX		MIN	MED		MAX			MIN		MED	MAX			
Speed																			
Air flow	m <sup>3</sup> /h	140	180	220	245	280	305	200	240	305	380	470	560	290	360	440	540	620	680
Cooling total emission (E)	kW	0,95	1,17	1,40	1,52	1,69	1,80	1,42	1,69	2,09	2,53	3,03	3,51	2,02	2,46	2,96	3,50	3,95	4,28
Cooling sensible emission (E)	kW	0,69	0,86	1,04	1,13	1,26	1,36	1,02	1,21	1,51	1,84	2,22	2,59	1,45	1,78	2,15	2,57	2,91	3,17
Heating (E)	kW	0,95	1,18	1,43	1,56	1,74	1,88	1,41	1,69	2,12	2,60	3,17	3,71	1,97	2,40	2,92	3,40	3,97	4,33
Heating - Water 70-60 °C	kW	1,92	2,37	2,89	3,14	3,52	3,80	2,82	3,40	4,25	5,22	6,37	7,46	3,96	4,83	5,87	7,04	8,00	8,72
Dp Cooling (E)	kPa	4,7	6,6	9,2	10,6	12,9	14,6	4,4	6,0	8,6	12,1	16,8	21,7	4,7	6,7	9,3	12,6	15,5	17,9
Dp Heating (E)	kPa	3,7	5,4	7,7	8,9	10,8	12,4	3,5	4,9	7,2	10,4	14,7	19,4	3,7	5,3	7,4	10,2	12,7	14,8
Fan (E)	W	16	22	32	38	49	66	24	27	34	44	57	71	27	33	42	59	72	84
Sound power (E)	dB(A)	35	41	46	49	52	55	33	36	42	48	54	57	35	41	46	52	55	57
Sound pressure (*)	dB(A)	26	32	37	40	43	46	24	27	33	39	45	48	26	32	37	43	46	48

(E) = EUROVENT certified performance.

MIN-MED-MAX = Standard connected speeds.

(\*) = The sound pressure levels are 9 dB(A) lower than the sound power levels and apply to the reverberant field of a 100 m<sup>3</sup> room and a reverberation time of 0.5 sec.

## Units with 1 row additional coil

**4 pipe units** The following standard rating conditions are used:

**COOLING (summer mode)**

**Entering air temperature:** +27 °C d.b. +19 °C w.b.  
**Water temperature:** +7 °C E.W.T. +12 °C L.W.T.

**HEATING (winter mode)**

**Entering air temperature:** +20 °C  
**Water temperature:** +65 °C E.W.T. +55 °C L.W.T.

Model	CFAS 13+1						CFAS 23+1						CFAS 33+1						
	1 (E)	2 (E)	3	4	5 (E)	6	1 (E)	2 (E)	3	4 (E)	5	6	1 (E)	2	3 (E)	4 (E)	5	6	
Speed	MIN	MED			MAX		MIN	MED		MAX			MIN		MED	MAX			
Air flow	m <sup>3</sup> /h	140	180	220	245	280	305	200	240	305	380	470	560	290	360	440	540	620	680
Cooling total emission (E)	kW	0,86	1,04	1,23	1,32	1,45	1,54	1,35	1,59	1,94	2,33	2,75	3,15	1,94	2,34	2,80	3,28	3,68	3,97
Cooling sensible emission (E)	kW	0,64	0,79	0,95	1,02	1,13	1,21	0,98	1,16	1,43	1,73	2,07	2,40	1,41	1,71	2,07	2,45	2,76	2,99
Heating (E)	kW	0,81	0,95	1,10	1,17	1,28	1,36	1,31	1,50	1,77	2,06	2,39	2,69	1,86	2,17	2,52	2,89	3,19	3,41
Dp Cooling (E)	kPa	3,6	5,0	6,7	7,7	9,1	10,3	2,9	3,9	5,5	7,6	10,3	13,1	7,7	10,6	14,5	19,4	23,5	27,0
Dp Heating (E)	kPa	1,3	1,7	2,2	2,5	2,9	3,2	0,7	0,9	1,3	1,6	2,1	2,6	1,6	2,1	2,7	3,5	4,1	4,7
Fan (E)	W	16	22	32	38	49	66	24	27	34	44	57	71	27	33	42	59	72	84
Sound power (E)	dB(A)	35	41	46	49	52	55	33	36	42	48	54	57	35	41	46	52	55	57
Sound pressure (*)	dB(A)	26	32	37	40	43	46	24	27	33	39	45	48	26	32	37	43	46	48


(E) = EUROVENT certified performance.

MIN-MED-MAX = Standard connected speeds.

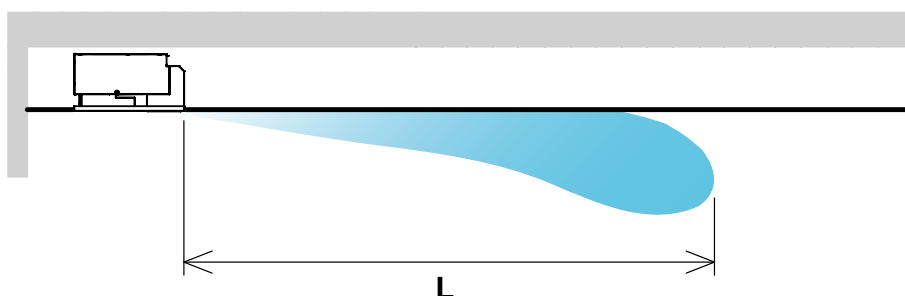
(\*) = The sound pressure levels are 9 dB(A) lower than the sound power levels and apply to the reverberant field of a 100 m<sup>3</sup> room and a reverberation time of 0.5 sec.

# CFAS | INSTALLATION HEIGHTS AND AIR THROW OTHER AVAILABLE VERSIONS

## C1 heating



## C2 cooling



Model	CFAS 1	CFAS 2	CFAS 3
Installation height (m)	<b>Min.</b>	2,6	2,6
	<b>Max.</b>	3,2	3,5

Model	CFAS 1						CFAS 2						CFAS 3						
Speed	1	2	3	4	5	6	1	2	3	4	5	6	1	2	3	4	5	6	
Air throw <b>L</b> (m)	<b>C1</b>	3,6	4,5	5,8	6,3	6,8	7,2	4	5	6,1	7	8	9	4,5	5,2	6,3	7,5	8,8	9,5
	<b>C2</b>	3	3,6	4,6	5	5,4	5,7	3,2	4	4,8	5,6	6,4	7,2	3,6	4,1	5	6	7	7,6

## Electronic wall controls

<b>M-3V</b>	3 speed control
<b>T-TMO</b>	3 speed control with electronic thermostat and manual summer/winter switch
<b>T-REM</b>	3 speed control with electronic thermostat and centralized/manual summer/winter switch
<b>T-AUTO</b>	Automatic speed control with electronic thermostat and summer/winter switch (to be used with T-POWER-M or T-POWER-A only)
<b>IR-MB2S</b>	IR-MB2S wall control with LCD color display (to be used with T-POWER-M or T-POWER-A only)
<b>M-2T</b>	Electromechanical thermostat with summer/winter switch (only for 2 pipe units)
<b>T-POWER-M</b>	T-POWER-A power unit for T-AUTO and IR-MB2S remote controls, fitted on the unit
<b>T-POWER-A</b>	T-POWER-A power unit for T-AUTO and IR-MB2S remote controls, not fitted on the unit

## Electronic controls for MB boards

<b>MB-M</b>	MB electronic board fitted on the unit
<b>MB-A</b>	MB electronic board supplied with separate packaging
<b>IR-MB2S</b>	IR-MB2S wall control with LCD color display (to be used with MB board only)
<b>RT03-REC-AD</b>	RT03-A infra-red remote control with receiver supplied with separate packaging (to be used with MB board only)
<b>RT03-A</b>	RT03-A infra-red remote control supplied with separate packaging (to be used with MB board only)
<b>REC-AD</b>	Receiver for RT03-A infra-red remote control supplied with separate packaging (to be used with MB board only)
<b>TODS</b>	TODS multifunction control panel (to be used with MB board only)

### Management system for a network of fan coils

<b>ROUTER-A</b>	Router for BMS systems not provided by Trane
<b>ROB-A</b>	Relay output board

# CFAE

One Way Cassette Fan Coil Unit with EC Brushless Electronic Motor and Inverter Board



The **CFAE** one way Cassette fan coil units are available in **3 sizes**.

Thanks to the particular air handling section, the units generate an airflow **with a "coanda" effect**.

The variable flow rate enhances the product's main virtues: **excellent air circulation**, with a high degree of comfort, especially during the summer months.



Every unit is supplied with an electronic motor with extremely low energy consumption, **brushless** and **sensorless** type, controlled by an inverter board.

By continuously varying the air flow, the ambient temperature can be more precisely monitored and regulated, **saving over 50%** of the electricity used and reducing the average perceived noise level.

Every unit can be supplied with 1 coil (2 pipe system) and possibly an electric heating element, or with 2 coils (4 pipe system) with one or two rows heating coil, for low temperature hot water.

**Fresh air may be mixed** with room air.

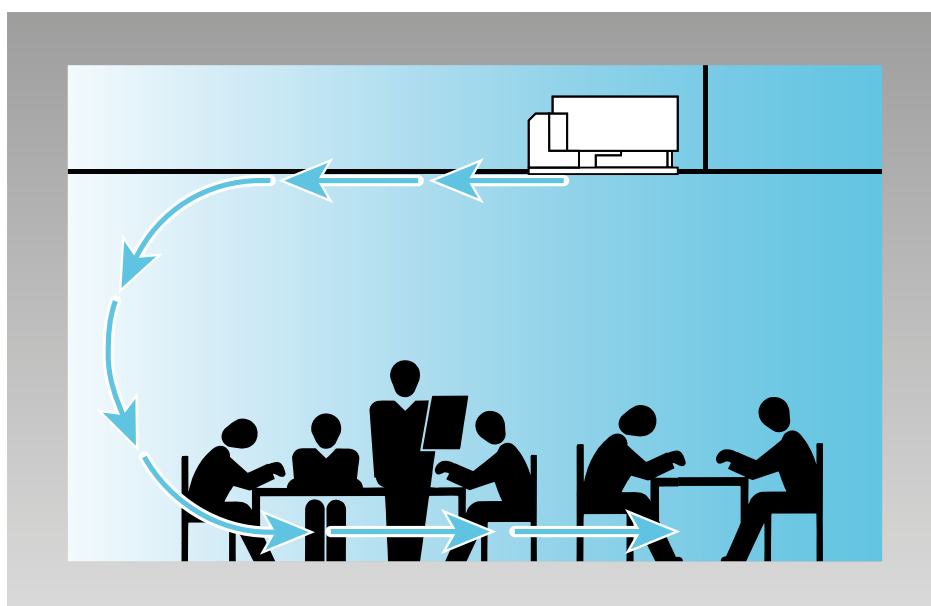
A **condensate pump** may also be supplied as an accessory.

**For the technical characteristics of the various components refer to One Way Cassette Fan Coil Unit, except for Electronic motor:**

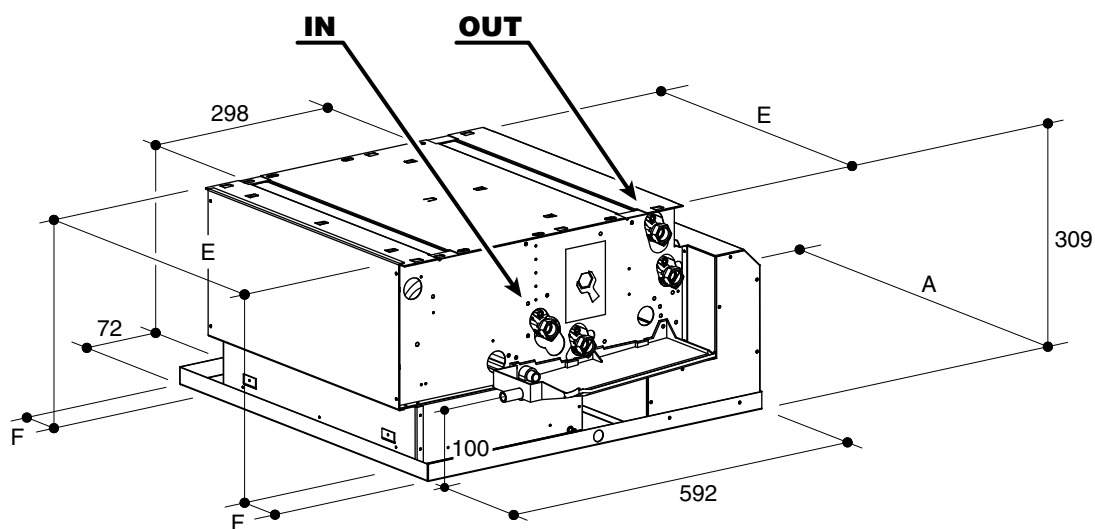
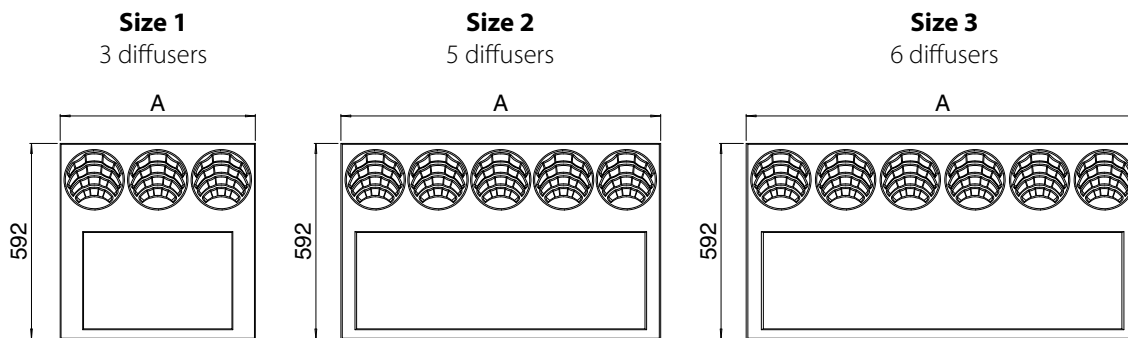
Three phase permanent magnet brushless electronic motor that is controlled with current reconstructed according to a **BLAC** sinusoidal wave.

The inverter board that controls the motor operation is powered by 230 Volt, single-phase and, with a **switching system**, it generates a three-phase frequency modulated, wave form power supply.

The electric power supply required for the machine is therefore single-phase with voltage of **230 - 240 V** and frequency of **50 - 60 Hz**.



The "coanda" effect creates excellent circulation of the air inside the room.



## Dimension (mm)

Model	1	2	3
<b>A</b>	592	970	1192
<b>E</b>	454	884	1099
<b>F</b>	78,0	43,0	46,5
<b>W</b>	750	1130	1350

## Weight (kg)

Model	Weight with packaging			Weight without packaging		
	1	2	3	1	2	3
<b>3</b>	18	34	44	16	33	42
<b>3+1</b>	20	40	51	19	38	48
<b>3+2</b>	23	46	58	22	43	54
<b>4</b>	20	37	48	18	35	45
<b>4+1</b>	23	42	54	21	40	51

## Water content (litres)

Model	1	2	3
<b>3</b>	0,6	1,3	1,7
<b>4</b>	0,8	1,7	2,4
<b>+1</b>	0,2	0,4	0,5
<b>+2</b>	0,4	0,8	1,0

## Units with 3 and 4 row coil

**2 pipe units.** The following standard rating conditions are used:

**COOLING (summer mode)**

**Entering air temperature:** +27 °C d.b. +19 °C w.b.  
**Water temperature:** +7 °C E.W.T. +12 °C L.W.T.

**HEATING (winter mode)**

**Entering air temperature:** +20 °C  
**Water temperature:** +45 °C E.W.T. +40 °C L.W.T.


Model	CFAE 13					CFAE 23					CFAE 33				
	1 (E)	3	5 (E)	7,5	10 (E)	1 (E)	3	5 (E)	7,5	10 (E)	1 (E)	3	5 (E)	7,5	10 (E)
Inverter Power															
<b>Speed</b>	<b>MIN</b>		<b>MED</b>		<b>MAX</b>	<b>MIN</b>		<b>MED</b>		<b>MAX</b>	<b>MIN</b>		<b>MED</b>		<b>MAX</b>
Air flow m <sup>3</sup> /h	<b>130</b>	165	<b>205</b>	250	<b>295</b>	<b>215</b>	295	<b>370</b>	450	<b>540</b>	<b>275</b>	345	<b>430</b>	525	<b>620</b>
Cooling total emission (E) kW	<b>0,81</b>	0,99	<b>1,17</b>	1,35	<b>1,53</b>	<b>1,45</b>	1,90	<b>2,29</b>	2,71	<b>3,12</b>	<b>1,86</b>	2,30	<b>2,76</b>	3,25	<b>3,71</b>
Cooling sensible emission (E) kW	<b>0,61</b>	0,75	<b>0,90</b>	1,05	<b>1,21</b>	<b>1,06</b>	1,41	<b>1,71</b>	2,05	<b>2,37</b>	<b>1,36</b>	1,69	<b>2,04</b>	2,42	<b>2,79</b>
Heating (E) kW	<b>0,85</b>	1,05	<b>1,26</b>	1,47	<b>1,70</b>	<b>1,43</b>	1,90	<b>2,32</b>	2,78	<b>3,21</b>	<b>1,82</b>	2,26	<b>2,74</b>	3,27	<b>3,77</b>
Heating - Water 70-60 °C kW	<b>1,72</b>	2,12	<b>2,54</b>	2,98	<b>3,44</b>	<b>2,88</b>	3,82	<b>4,67</b>	5,60	<b>6,49</b>	<b>3,65</b>	4,54	<b>5,53</b>	6,59	<b>7,61</b>
Dp Cooling (E) kPa	<b>2,1</b>	3,0	<b>4,0</b>	5,2	<b>6,5</b>	<b>3,2</b>	5,2	<b>7,3</b>	9,8	<b>12,6</b>	<b>5,8</b>	8,4	<b>11,7</b>	15,7	<b>19,8</b>
Dp Heating (E) kPa	<b>1,9</b>	2,7	<b>3,7</b>	4,9	<b>6,4</b>	<b>2,6</b>	4,3	<b>6,1</b>	8,4	<b>10,9</b>	<b>4,6</b>	6,8	<b>9,6</b>	13,0	<b>16,8</b>
Fan (E) W	<b>8</b>	11	<b>14</b>	21	<b>29</b>	<b>8</b>	11	<b>16</b>	24	<b>37</b>	<b>10</b>	13	<b>19</b>	29	<b>42</b>
Sound power (E) dB(A)	<b>35</b>	41	<b>46</b>	51	<b>55</b>	<b>34</b>	40	<b>46</b>	52	<b>56</b>	<b>36</b>	42	<b>48</b>	54	<b>58</b>
Sound pressure (*) dB(A)	<b>26</b>	32	<b>37</b>	42	<b>46</b>	<b>25</b>	31	<b>37</b>	43	<b>47</b>	<b>27</b>	33	<b>39</b>	45	<b>49</b>

Model	CFAE 14					CFAE 24					CFAE 34				
	1 (E)	3	5 (E)	7,5	10 (E)	1 (E)	3	5 (E)	7,5	10 (E)	1 (E)	3	5 (E)	7,5	10 (E)
Inverter Power															
<b>Speed</b>	<b>MIN</b>		<b>MED</b>		<b>MAX</b>	<b>MIN</b>		<b>MED</b>		<b>MAX</b>	<b>MIN</b>		<b>MED</b>		<b>MAX</b>
Air flow m <sup>3</sup> /h	<b>130</b>	165	<b>205</b>	250	<b>295</b>	<b>215</b>	295	<b>370</b>	450	<b>540</b>	<b>275</b>	345	<b>430</b>	525	<b>620</b>
Cooling total emission (E) kW	<b>0,90</b>	1,11	<b>1,33</b>	1,55	<b>1,78</b>	<b>1,54</b>	2,04	<b>2,49</b>	2,98	<b>3,46</b>	<b>1,94</b>	2,41	<b>2,92</b>	3,46	<b>3,98</b>
Cooling sensible emission (E) kW	<b>0,66</b>	0,81	<b>0,98</b>	1,16	<b>1,35</b>	<b>1,11</b>	1,48	<b>1,82</b>	2,19	<b>2,56</b>	<b>1,40</b>	1,75	<b>2,13</b>	2,54	<b>2,94</b>
Heating (E) kW	<b>0,89</b>	1,10	<b>1,34</b>	1,58	<b>1,85</b>	<b>1,52</b>	2,05	<b>2,53</b>	3,07	<b>3,62</b>	<b>1,87</b>	2,34	<b>2,85</b>	3,42	<b>3,97</b>
Heating - Water 70-60 °C kW	<b>1,78</b>	2,22	<b>2,68</b>	3,19	<b>3,69</b>	<b>3,04</b>	4,11	<b>5,08</b>	6,17	<b>7,27</b>	<b>3,75</b>	4,70	<b>5,74</b>	6,89	<b>8,00</b>
Dp Cooling (E) kPa	<b>4,1</b>	5,9	<b>8,1</b>	10,9	<b>13,9</b>	<b>5,0</b>	8,2	<b>11,6</b>	15,9	<b>20,8</b>	<b>4,3</b>	6,4	<b>8,9</b>	12,1	<b>15,5</b>
Dp Heating (E) kPa	<b>3,3</b>	4,8	<b>6,7</b>	9,2	<b>11,8</b>	<b>4,0</b>	6,8	<b>9,9</b>	13,9	<b>18,5</b>	<b>3,4</b>	5,0	<b>7,1</b>	9,8	<b>12,7</b>
Fan (E) W	<b>8</b>	11	<b>14</b>	21	<b>29</b>	<b>8</b>	11	<b>16</b>	24	<b>37</b>	<b>10</b>	13	<b>19</b>	29	<b>42</b>
Sound power (E) dB(A)	<b>35</b>	41	<b>46</b>	51	<b>55</b>	<b>34</b>	40	<b>46</b>	52	<b>56</b>	<b>36</b>	42	<b>48</b>	54	<b>58</b>
Sound pressure (*) dB(A)	<b>26</b>	32	<b>37</b>	42	<b>46</b>	<b>25</b>	31	<b>37</b>	43	<b>47</b>	<b>27</b>	33	<b>39</b>	45	<b>49</b>

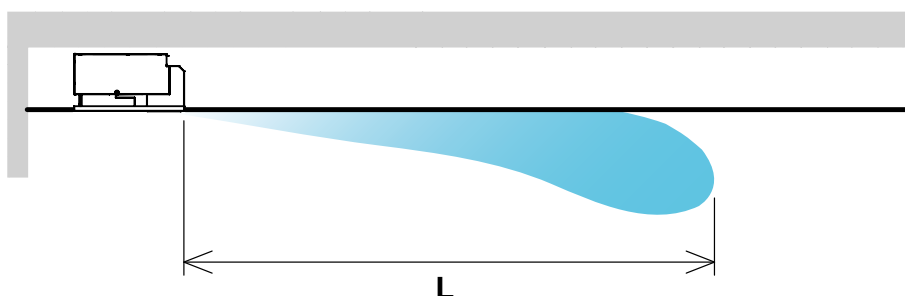
(E) = EUROVENT certified performance.

(\*) = The sound pressure levels are 9 dB(A) lower than the sound power levels and apply to the reverberant field of a 100 m<sup>3</sup> room and a reverberation time of 0.5 sec.

**C1 heating**



**C2 cooling**



Model	CFAE 1	CFAE 2	CFAE 3
Installation height (m)	<b>Min.</b>	2,6	2,6
	<b>Max.</b>	3,2	3,5

Model	CFAE 1						CFAE 2						CFAE 3						
Speed	1	2	3	4	5	6	1	2	3	4	5	6	1	2	3	4	5	6	
Air throw <b>L</b> (m)	<b>C1</b>	3,6	4,5	5,8	6,3	6,8	7,2	4	5	6,1	7	8	9	4,5	5,2	6,3	7,5	8,8	9,5
	<b>C2</b>	3	3,6	4,6	5	5,4	5,7	3,2	4	4,8	5,6	6,4	7,2	3,6	4,1	5	6	7	7,6

## Electronic wall controls

<b>T-AUTO</b>	Automatic speed control with electronic thermostat and summer/winter switch (to be used with T-POWER-M or T-POWER-A only)
<b>IR-MB2S</b>	IR-MB2S wall control with LCD color display (to be used with T-POWER-M or T-POWER-A only)
<b>T-ECM</b>	Continuous fan speed control with electronic thermostat, summer/winter switch and liquid crystal display
<b>T-POWER-M</b>	T-POWER-A power unit for T-AUTO and IR-MB2S remote controls, fitted on the unit
<b>T-POWER-A</b>	T-POWER-A power unit for T-AUTO and IR-MB2S remote controls, not fitted on the unit

## Electronic controls for MB boards

<b>MB-ECM-M</b>	MB electronic board fitted on the unit
<b>MB-ECM-A</b>	MB electronic board supplied with separate packaging
<b>IR-MB2S</b>	IR-MB2S wall control with LCD color display (to be used with MB board only)
<b>RT03-REC-AD</b>	RT03-A infra-red remote control with receiver supplied with separate packaging (to be used with MB board only)
<b>RT03-A</b>	RT03-A infra-red remote control supplied with separate packaging (to be used with MB board only)
<b>REC-AD</b>	Receiver for RT03-A infra-red remote control supplied with separate packaging (to be used with MB board only)
<b>TODS</b>	TODS multifunction control panel (to be used with MB board only)

### Management system for a network of fan coils

<b>ROUTER-A</b>	Router for BMS systems not provided by Trane
<b>ROB-A</b>	Relay output board



TRANE  
TECHNOLOGIES

---

Trane - by Trane Technologies (NYSE: TT), a global climate innovator - creates comfortable, energy efficient indoor environments for commercial and residential applications. For more information, please visit [www.trane.eu](http://www.trane.eu) or [www.tranetechnologies.com](http://www.tranetechnologies.com)

Trane has a policy of continuous product and product data improvement and reserves the right to change design and specifications without notice. We are committed to using environmentally conscious print practices.